



CATALOGO JHACORP

JHACORP  
*Import*

# ARRANCADORES


*Yuchai Power*



**YP-ST-100**

**HYUNDAI EXCEL**


**12V 0.8KW 8T CW**



**YP-ST-101**

**HYUNDAI SONATA COPILOTO T/A**


**12V 1.2KW 8T CW**



**YP-ST-102**

**HYUNDAI SONATA**


**12V 1.2KW 8T CW**



**YP-ST-103**

**CHEVROLET AVEO / CHEVY TAXI**

**12V 1.2KW 9T CW**






**YP-ST-104**

PEUGEOT, VALEO



12V 1.1KW 10T CW



**YP-ST-105**

PEUGEOT, VALEO

12V 1.1KW 9T CW



**YP-ST-106**

NISSAN GA 15-16

12V 1.2KW 8T CW



**YP-ST-107**

NISAN TIIDA



12V 1.4KW 10T CW



**YP-ST-108**

TOYOTA 3Y, 4Y


12V 1.0KW 9T CW



**YP-ST-109**

VW METROP GOL

12V 1.2KW 9T CW



**YP-ST-110**

CHEVROLET SAIL


12V 1.2KW 9T CW



**YP-ST-111**

TOYOTA 2C SUPER

12V 2.2KW 10T CW





**YP-ST-112**

SANTA FE / SONATA CH L/P

12V 1.2KW 8T CW



**YP-ST-113A**

NISSAN SUNNY

12V 0.8KW 8T CCW



**YP-ST-114**

TOYOTA RAV4


12V 1.6KW 13T CW



**YP-ST-114B**

TOYOTA RAV4


12V 0.6KW 13T CW



**YP-ST-115**

TOYOTA 4E - 5E


12V 0.8KW 9T CW



**YP-ST-116**

TOYOTA 5A



12V 0.8KW 9T CW



**YP-ST-117**

DONGFENG DSKF MINIVAN

12V 0.6KW 8T CW



**YP-ST-117B**

DONGFENG DSKFMINIVAN

12V 0.8KW 8T CCW







**YP-ST-118**

**MITSUBISHI LANCER L/C BYD F3**


**12V 1.2KW 8T CW**



**YP-ST-119**

**ISUZU - FOTON**


**12V 2.0KW 9T CW**



**YP-ST-120**

**CHEVROLET N300**

**12V 0.8KW 8T CCW**



**YP-ST-121**

**HYUNDAI PESTAÑA BAJA**

**12V 1.8KW 11T CW**



**YP-ST-122**

**KIA PRIDE**


**12V 0.8KW 8T CCW**



**YP-ST-123**

**KIA RIO L/C**


**12V 0.8KW 8T CW**



**YP-ST-124**

**DAEWOO CIELO / RACER**


**12V 0.8KW 9T CW**



**YP-ST-125**

**JAC - CHERY**

**12V 1.2KW 9T CW**







**YP-ST-126**

**CHEVROLET SPARK / TICO**

**12V 0.8KW 8T**



**YP-ST-127**

**HYUNDAI TUCSON GASOLINERO**



**12V 1.2KW 11T CW**



**YP-ST-128**

**CHERY - JAC**

**12V 1.2KW 8T CW**



**YP-ST-129**

**CHERY - JAC**

**12V 1.4KW 9T CCW**



**YP-ST-130**

HYUNDAI I20 1.4L ( CUERPO VALEO)

12V 0.9KW 8T CW



**YP-ST-131**

HYUNDAI SONATA N20



12V 1.2KW 8T CW



**YP-ST-132**

HYUNDAI ACCENT, KIA RIO T/B




12V 1.0KW 8T CW



**YP-ST-133**

NISSAN, DATSUN

12V 1.0KW 9T CW





**YP-ST-134**

HYUNDAI ACCENT, KIA RIO T/A L.PILOTO



12V 0.9KW 8T CW



**YP-ST-135**

SUZUKI ALTO 800, CHERY QQ 1.1L 1.3L


12V 1.0KW 8T CW



**YP-ST-136**

HYUNDAI SONATA PILOTO T/A


12V 1.4KW 8T CW



**YP-ST-137**

HYUNDAI SONATA PILOTO T/B



12V 1.4KW 8T CW



**YP-ST-138**

GREAT WALL / JIMBEI HIACE



12V 1.4KW 9T CW



**YP-ST-139**

SUZUKI GRAND VITARA




12V 1.2KW 8T CW



**YP-ST-140**

RENAULT KANGOO, CLIO

12V 0.9KW 8T CW



**YP-ST-141**

SUZUKI ALTO

12V 1.0KW 8T CCW






**YP-ST-142**

NISSAN Z20



12V 0.8KW 8T CW



**YP-ST-143**

TOYOTA 2C COROLLA

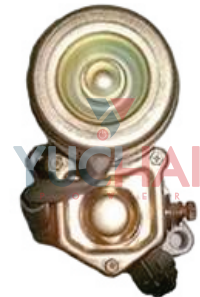

12V 1.4KW 10T CW



**YP-ST-144**

TOYOTA 2KD HILUX


12V 2.2KW 10T CW



**YP-ST-145**

TOYOTA COROLLA, TERCEL 2E

12V 0.8KW 8T CW



**YP-ST-146**

**NISSAN PATHFINDER**


**12V 1.2KW 9T CW**



**YP-ST-147**

**NISSAN K25 INDUSTRIAL**


**12V 1.2KW 9T CW**



**YP-ST-148**

**NISSAN DRONTIER K25 GAS**

**12V 1.2KW 9T CW**



**YP-ST-149**

**NISSAN TD 27 (CHINO)**

**12V 2.0KW 9T CW**





**YP-ST-150**

**TOYOTA ETIOS**


**12V 1.6KW 10T CW**



**YP-ST-151**

**HYUNDAI I10, I20**



**12V 0.9KW 10T CW**



**YP-ST-152**

**KIA, HYUNDAI I20, I30**

**12V 1.1KW 10T CW**



**YP-ST-153**

**NISSAN X-TRAIL**

**12V 1.4KW 13T CCW**



**YP-ST-154**

**DONGFENG C37 M3 MINI**


**12V 0.8KW 8T CCW**



**YP-ST-155**

**KIA PICANTO / GRAND I10**



**12V 1.0KW 10T CW**



**YP-ST-156**

**KIA PICANTO 1.0**


**12V 0.9KW 8T CW**



**YP-ST-157**

**CHERY FACE A1 S12 QQ**

**12V 1.1KW 9T CW**



**YP-ST-158**

JAC REFINE J2 J3 - VW GOLF


12V 1.4KW 10T CCW



**YP-ST-159**

SUZUKI SWIFT

12V 0.8KW 8T CW



**YP-ST-160**

CHERY NEW QQ

12V 1.2KW 9T CW



**YP-ST-161**

HONDA CR - V (VALEO)

12V 1.6KW 9T CW





**YP-ST-162**

TOYOTA 4K

12V 0.8KW 9T CW



**YP-ST-163**

SUZUKI APV



12V 1.2KW 8T CW



**YP-ST-164**

N200 CHEVROLET / N300 MODERNO


12V 1.2KW 10T CCW



**YP-ST-165**

TOYOTA ETIOS


12V 1.6KW 9T CW



**YP-ST-166**

TOYOTA 18R

12V 0.8KW 9T CW



**YP-ST-167**

HONDA CIVIC (VALEO)


12V 1.0KW 9T CW



**YP-ST-168**

KUBOTA SIST. DENSO

12V 0.8KW 9T CW



**YP-ST-169**

CHEVROLET CRUZE 1.6


12V 1.1KW 9T CW



**YP-ST-170**

**TOYOTA AVANZA**


**12V 0.8KW 8T CW**



**YP-ST-171**

**TOYOTA 2L 5L**

**12V 2.0KW 11T CW**



**YP-ST-172**

**TOYOTA YARIS / PROBOX**



**12V 0.8KW 9T CW**



**YP-ST-173**

**PEUGEOT L/PILOTO**

**12V 1.1KW 9T CW**






**YP-ST-174**

**GLORY C37**


**12V 1.2KW 10T CW**



**YP-ST-175**

**VW PILOTO**

**12V 1.0KW 10T CCW**



**YP-ST-176**

**BYD F3 (SISTEMA DELCO)**

**12V 1.4KW 9T CW**



**YP-ST-177**

**JEEP GRAND CHEROKEE MOD.**



**12V 1.4KW 9T CW**



**YP-ST-178**

**GREAT WALL HAVAL H3 - H5 (VALEO)**


**12V 2.0KW 9T CW**



**YP-ST-179**

**TOYOTA 22R**

**12V 1.2KW 9T CW**



**YP-ST-180**

**CHEVROLET, DELCO MARINO**


**12V 1.5KW 11T CW**



**YP-ST-181**

**TOYOTA**

**12V 0.8KW 9T CW**







**YP-ST-182**

JEEP GRAND CHEROKEE



12V 1.7KW 10T CW



**YP-ST-183**

CHERY QQ


12V 0.8KW 8T CW



**YP-ST-184**

FORD RANGER / MOTORCRAFT PILOTO

12V 1.4KW 10T CW



**YP-ST-185**

FORD RANGER / MOTORCRAFT COPILOTO

12V 1.4KW 10T CW





**YP-ST-186**

**CHEVROLET CORSA**


**12V 1.2KW 9T CW**



**YP-ST-187**

**HYUNDAI SANTA FE, SONATA C/CHINO**



**12V 1.2KW 9T CW**



**YP-ST-188**

**FAW V60**


**12V 1.2KW 8T CW**



**YP-ST-189**

**GOLDEN DRAGON V19 V20**

**12V 1.4KW 9T CW**



**YP-ST-190**

HYUNDAI H1 H100

12V 2.0KW 10T CW



**YP-ST-191**

DAEWOO DAMAS

12V 0.8KW 8T CW



**YP-ST-192**

MAZDA 3

12V 1.2KW 11T CW



**YP-ST-193**

DFSK C-30 C-50 MINIVAN

12V 1.2KW 10T CW



**YP-ST-194**

**NISSAN VERSA**

**12V 1.4KW 10T CW**



**YP-ST-195**

**HONDA ACCORD CIVIC**

**12V**



**YP-ST-196**

**NISSAN XTRAIL**

**12V 13T**



**YP-ST-197**

**TOYOTA COROLLA YARIS VITZ 1NZ/2NZ**

**12V 0.1KW 9T CW**







**YP-ST-198**

KIA RIO, HYUNDAI I10


12V 0.8KW 8T CW



**YP-ST-199**

HYUNDAI ACCENT, KIA RIO, KIA PICANTO


12V 0.8KW 11T CW



**YP-ST-200**

KIA SOUL, HYUNDAI ELANTRAL


12V 0.8KW 13T CW



**YP-ST-201**

HYUNDAI TUCSON, KIA SPORTAGE

12V 1.2KW 13T CW



### YP-ST-202

TOYOTA LAND CRUSIER, LEXUS 1FZFE


12V 1.4KW 10T CW



### YP-ST-203

TOYOTA HIACE 1RZ

12V 1.2KW 9T CW



### YP-ST-204

TOYOTA COROLLA

12V 1.6KW 10T CW



### YP-ST-205

TOYOTA 2E


12V 0.8KW 8T CW



**YP-ST-206**

TOYOTA COROLLA 1.8L VVTL 2ZZ-GE 2003/08


12V 1.6KW 10T CW



**YP-ST-207**

TOYOTA COROLLA 1.8L 2011/13 RAV4


12V 1.3KW 9T CW



**YP-ST-208**

HYUNDAI ACCORD, CIVIC 06/11



12V 1.6KW 9T CW



**YP-ST-209**

HONDA CIVIC R18A1 2006

12V 1.2KW 9T CW







### YP-ST-210

RENAULT KANGOO, CLIO

12V 1.4KW 11T CW



### YP-ST-211

RENAULT MEGANE, CLIO

12V 1.1KW 10T CW



### YP-ST-212

CITROEN C4, C5


12V 1.2KW 9T CW



### YP-ST-213

CITROEN, RENAULT

12V 1.5KW 10T CW



**YP-ST-214**

**TOYOTA 2C CHICO**

**12V 1.4KW 10T CW**



**YP-ST-215**



**YP-ST-216**



**YP-ST-217**





# YUCHAI

P O W E R



**DISTRIBUIDOR AUTORIZADO**

*Nuestro compromiso es claro, y cada día seguiremos garantizando la calidad en nuestros productos, el trabajo en equipo y la innovación, para así agregar valor a clientes, proveedores y distribuidores; prestando un servicio integral.*

